



For 2 to 4 Players
AGES 8+
A2541

WHAT'S INCLUDED:

- 84 GEMS
- 7 POWER GEMS
- 70 SCORING COINS
- BAG
- GAME TRAY

GET READY

1. Separate out the Power Gems – the ones with glitter inside – and put them in the bag.



POWER GEMS WITH GLITTER

2. Fill the game tray with 64 gems. Be sure there are not 3 gems of the same color in a row vertically or horizontally.



3. Put the remaining gems – along with the Power Gems in the bag.



4. Each player sits at one side of the game tray.

5. You're ready to play!

HOW TO WIN

- 3 gems earns you 1 coin.



- 3 coins of the same color equals a scoring set.



- be the first player to collect 3 scoring sets of coins and win!



LET'S PLAY!

PICK A PLAYER TO GO FIRST.

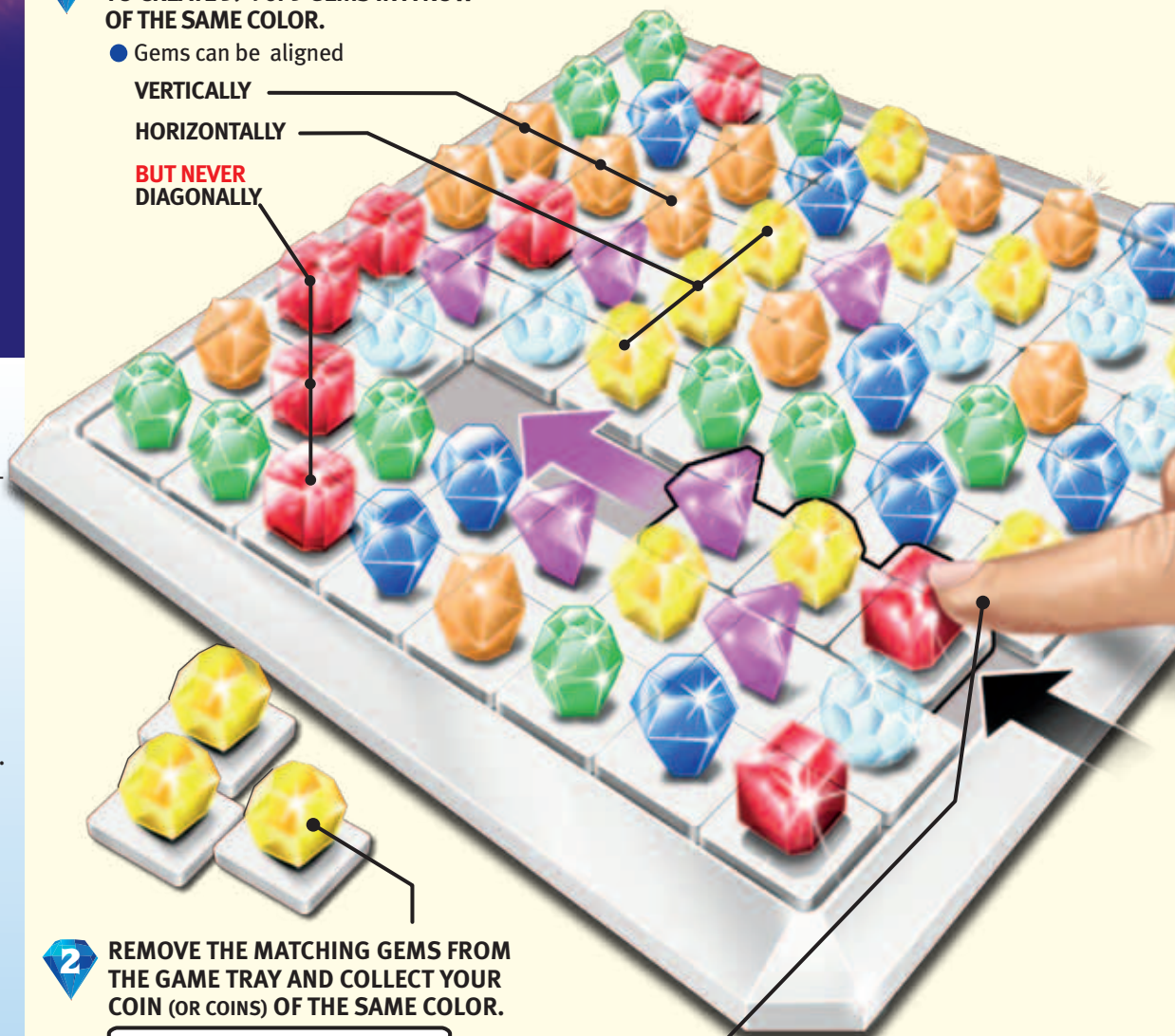
1. **SWAP 2 GEMS SITTING SIDE-BY-SIDE TO CREATE 3, 4 or 5 GEMS IN A ROW OF THE SAME COLOR.**

- Gems can be aligned

VERTICALLY

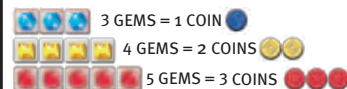
HORIZONTALLY

BUT NEVER
DIAGONALLY



2. **REMOVE THE MATCHING GEMS FROM THE GAME TRAY AND COLLECT YOUR COIN (OR COINS) OF THE SAME COLOR.**

SCORING:



- Take an extra coin for each Power Gem you remove.

3. **PUSH GEMS FORWARD (AWAY FROM YOUR SIDE OF THE GAME TRAY).**

- Do you see another group of matching gems? If you do, remove them, collect your coins, and push the gems forward again.

4. **REFILL THE GAME TRAY WITH GEMS FROM THE BAG.**

- You can use Power Gems to refill.



5. **PUT THE GEMS YOU REMOVED FROM THE GAME TRAY INTO THE BAG.**



6. **PLAY CONTINUES WITH THE NEXT PLAYER. THE GAME IS OVER WHEN A PLAYER COLLECTS 3 SCORING SETS OF COINS.**




WHAT IF




1 YOU FIND A GEM SET BEFORE YOU DID NOT SEE?

Remove the gems and collect the points – then take your turn.



2 YOU CAN'T CREATE A GEM SET?

The turn moves to the next player. If no player finds a set, replace the middle 4 gems on the game tray. If a gem set is created, remove it and score the points.



3 YOU ACCIDENTALLY CREATE A GEM SET WHEN REFILLING THE TRAY?

Draw another gem that doesn't create a gem set.



WANNA MATCH MORE?

FOR EVEN MORE EXCITING COMPETITION, USE THE BOOST GEMS FROM BEJWELED® FRENZY WITH YOUR BEJWELED® GAME.

- When you collect a powerful Boost Gem, you can trade any one of your coins for the coin of your choice from any opponent!

©2013 Electronic Arts Inc. Bejeweled and PopCap are trademarks of Electronic Arts Inc. HASBRO GAMING and its logo are trademarks of Hasbro. © 2012 Hasbro, Pawtucket, RI 02861-1059 USA. All Rights Reserved/Tous droits réservés. TM & ® denote U.S. Trademarks. Colors and parts may vary from those pictured. Please retain this information for future reference.
HASBRO CANADA, LONGUEUIL, QC, CANADA J4G 1G2. Les couleurs et les pièces peuvent différer de celles illustrées. Conservez cet emballage pour référence ultérieure. Consumer contact: USA and Canada: Hasbro Games, Consumer Affairs Dept., P.O. Box 200, Pawtucket, RI 02861-1059 USA. ☎ 888-836-7025. Hasbro Australia Ltd., Level 2, 37-41 Oxford Street, Epping, NSW 2121, Australia. ☎ 1300 138 697. Hasbro NZ (a branch of Hasbro Australia Ltd.), 221 Albany Highway, Auckland, New Zealand. ☎ 0508 828 200. Manufactured by: Hasbro SA, Rue Emile-Boéchat 31, 2800 Delemont CH. Represented by: Hasbro Europe, 2 Roundwood Ave, Stockley Park, Uxbridge, Middlesex, UB11 1AZ, UK. Consumer Services: Hasbro UK Ltd., PO Box 43 Newport NP19 4YD, UK. Tel 00800 22427276. Consumer_affairs@hasbro.co.uk www.hasbro.co.uk

MADE IN CHINA / FABRIQUÉ EN CHINE A2541



PopCap
PopCap.com



Ask a parent before going online.